




| Training Organisation |  General Assembly |  Goanna Education | |  TAFE Queensland |
|--|---|---|---|---|
| | | Goanna Education (Mature) | Goanna Education (Indigenous) | |
| Duration | 9 weeks | 18 weeks | 21 weeks | 12 weeks |
| Contact Hours | 360 | 720 | 840 | 240 |
| Format | Full time | Sprints | Sprints | One day per week + personalised support |
| Mode | Online | Bootcamp, Online, Self-study | Online, Self-study, Face to face | Online, Self-study |
| Product | Existing product | Developed new product with employer input | Developed new product with Accenture | Abridged version of a recently developed skillset |
| Marketing | Usual admissions and sales cycle | Used a variety of partners to source students as well as social media | | Marketed to around 800 existing students |
| Award | Certificate of Course Completion (Pass/Fail) | - Certificate of Course Completion - Microsoft Certifications | - Certificate of Course Completion - Microsoft Certifications | - Certificate of Participation - Splunk Foundations 1&2 |
| Program Start Date to End Date | 18 January 2021 - 19 March 2021 | 1 February 2021 - 11 June 2021 | 13 April 2021 - 10 September 2021 | 16 February 2021 - 14 May 2021 |
| Applications | 120 | 100 | 198 | 150 |
| Aptitude Test Used | Yes (pre- and post-assessment) | Yes (Interviews and LLN tests) | Yes | Completion of three foundational micro-credentials in data analytics |
| Aptitude Tests Administered | 79 (66% of applications) | 49 (49% of applications) | 80 (40% of applications) | N/A |
| Student Characteristics | At least 80% with Bachelor degrees or higher 56% Unemployed; 29% Under-employed; 16% Employed Beginners with little to no background in the field, training to become 'junior analysts' most with HE qualifications. | Aged 25+ Many with Bachelor degrees or higher Unemployed / under-employed People with strong analytical skills, high motivation and good enterprise skills | Indigenous Aged 18+ School leavers | Mixed abilities Participants who have demonstrated commitment to online study by successfully completing the introductory series of micro-credentials. |
| Enrolments | 45 (57% total applicants; 38% tested applicants) | 33 (67% total applicants; 33% tested applicants) | 52 (65% total applicants; 26% tested applicants) | 63 (42% total applicants; % tested applicants n/a) |
| Contracted Places <small>(Funded by DSO)</small> | 40 | 25 | 25 | 30 |
| Graduates | 41 (100% of contracted places) | 27 (100% of contracted places) | (Course still underway) | 22 (73% of contracted places) |
| Number of Training Assessments | 40 (100% of contracted places) | 25 (100% of contracted places) | (Course still underway) | 22 (73% of contracted places) |
| Employment Outcome Timing | August 2021 | December 2021 | March 2022 | November 2021 |
| Employment Outcome | 28 (70% of contracted places) (as at 13 August 2021) | 11 (48% of contracted places) (as at 13 August 2021) | (Program still underway but a commitment of 10 is in place with one employer) | 9 (41% of completions) (as at 13 August 2021) |
| Anticipated Employment Rate | 85% | 75% | (Program still underway) | 50% |